

University of Iowa Honors Program

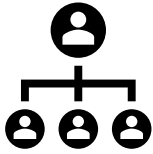
Honors by the Numbers: Fall 2022

By Addison Woll

2413 students in the program of study

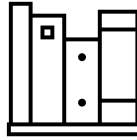
537 students admitted (77.5% acceptance rate)

467 first year students (yield rate 87.0%) | 603 matriculated (87.0%) at Iowa



94.2%

average high school percentile



4.22

Average high school GPA



30.2

Average ACT composite

First Year Residency:

63.6% Iowa Resident; 36.4% Iowa Non-Resident

Average Residency

62.8% Iowa Resident; 37.2% Iowa Non-Resident

Biological Sex

First Year: 69.2% Female, 29.6% Male; 1.3% Prefer not to Answer

Average: 64.9% Female; 33.9% Male; 1.2% Prefer not to Answer

11.0% of all UI undergraduates are Honors Students

https://registrar.uiowa.edu/sites/registrar.uiowa.edu/files/fallprofile_20223_completed_wsds-wolaw.pdf

UI Averages

High school GPA: 3.78

ACT composite: 25.5

Residency: 59.9% Iowa Resident; 40.1% Iowa Non-Resident

Biological Sex: 55.5% Female; 44.0% Male; 0.5% Prefer not to Answer

	UI Undergraduates		Honors Undergraduates	
Federally Report Minority Demographics	#	%	#	%
American Indian or Native Alaskan	33	0.2%	2	0.1%
African American	656	3.0%	34	1.3%
Latino(a)	1826	8.5%	163	6.1%
Asian	1068	4.9%	229	8.6%
Two or More Races	806	3.7%	106	4.0%
Native Hawaiian or Other Pacific Islander	16	0.1%	1	0.0%
International Students	576	2.7%	42	1.6%

Top Ten Primary Majors of Undergraduate Students

UI Top Degree Seeking Programs of Study			Honors Top Degree Seeking Programs of Study		
Program	# students	% Students	Program	# students	% Students
Psychology	1170	5.4%	Human Physiology	150	5.6%
Business	923	4.3%	Biology	138	5.2%
Health and Human Physiology	838	3.9%	Biomedical Engineering	131	4.9%
Biology	682	3.2%	English and Creative Writing	128	4.8%
Human Physiology	623	2.9%	Business	114	4.3%
Finance	613	2.8%	Psychology	108	4.1%
English and Creative Writing	575	2.7%	Neuroscience	107	4.0%
Enterprise Leadership	533	2.5%	Nursing	91	3.4%
Nursing	469	2.2%	Biomedical Sciences	77	2.9%
Communication Studies	465	2.2%	Political Science	76	2.9%

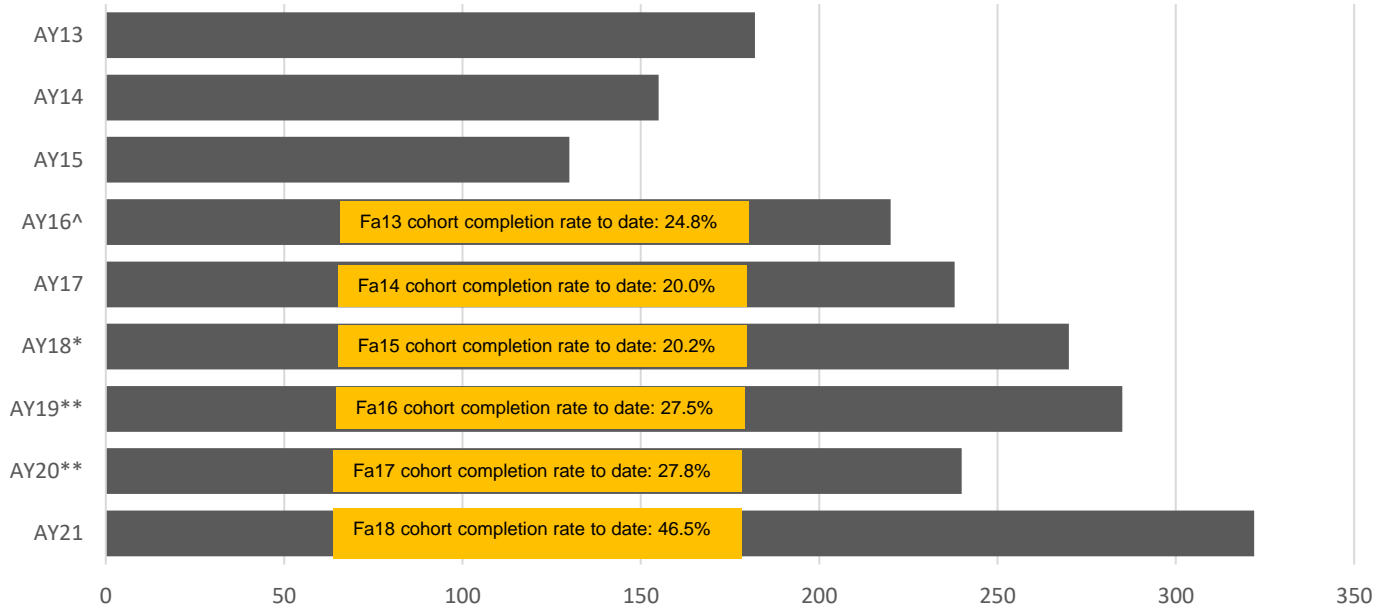
Top Five Primary Majors of Graduates at Graduation Conferral

UI Top Degrees at Graduation AY20			Honors Top Degrees at Graduation AY20		
Program	# students	% Students	Program	# students	% Students
Finance	389	6.5%	English and Creative Writing	39	6.8%
Enterprise Leadership	287	4.8%	Nursing	36	6.3%
Health and Human Physiology	271	4.5%	Accounting	29	5.1%
Marketing	244	4.1%	Finance	27	4.7%
Psychology	224	3.7%	Human Physiology	25	4.4%

Experiential Learning by Graduation Year

	University							Honors						
	AY1 4	AY1 5	AY1 6	AY1 7	AY1 9	AY2 0	AY2 1	AY1 4	AY1 5	AY1 6	AY1 7	AY1 9	AY2 0	AY2 1
Capstone	45%	45%	47%	50%	52%	52%	54%	76%	79%	80%	79%	75%	76%	73%
Service Learning	27%	27%	28%	28%	29%	26%	24%	25%	28%	37%	30%	34%	26%	31%
Cross-Cultural	24%	24%	25%	25%	24%	20%	13%	31%	27%	25%	39%	41%	26%	21%
Internship	62%	65%	65%	66%	68%	62%	67%	69%	73%	70%	74%	72%	66%	62%
Research	28%	29%	29%	29%	26%	25%	20%	76%	75%	73%	83%	74%	77%	75%

Number of Honors students graduating with University Honors by graduation year



^ denotes year majority of students entered with new curriculum requirements
 * denotes year majority of students entered with new admission process
 **denotes year disrupted by COVID-19 Pandemic

University Retention & Graduation Rates of New First Time Full Time Students by Fall Semester Entrance Cohort

